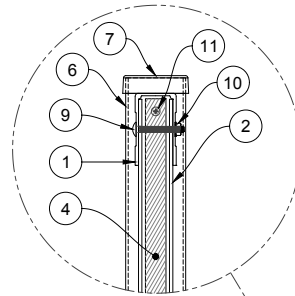
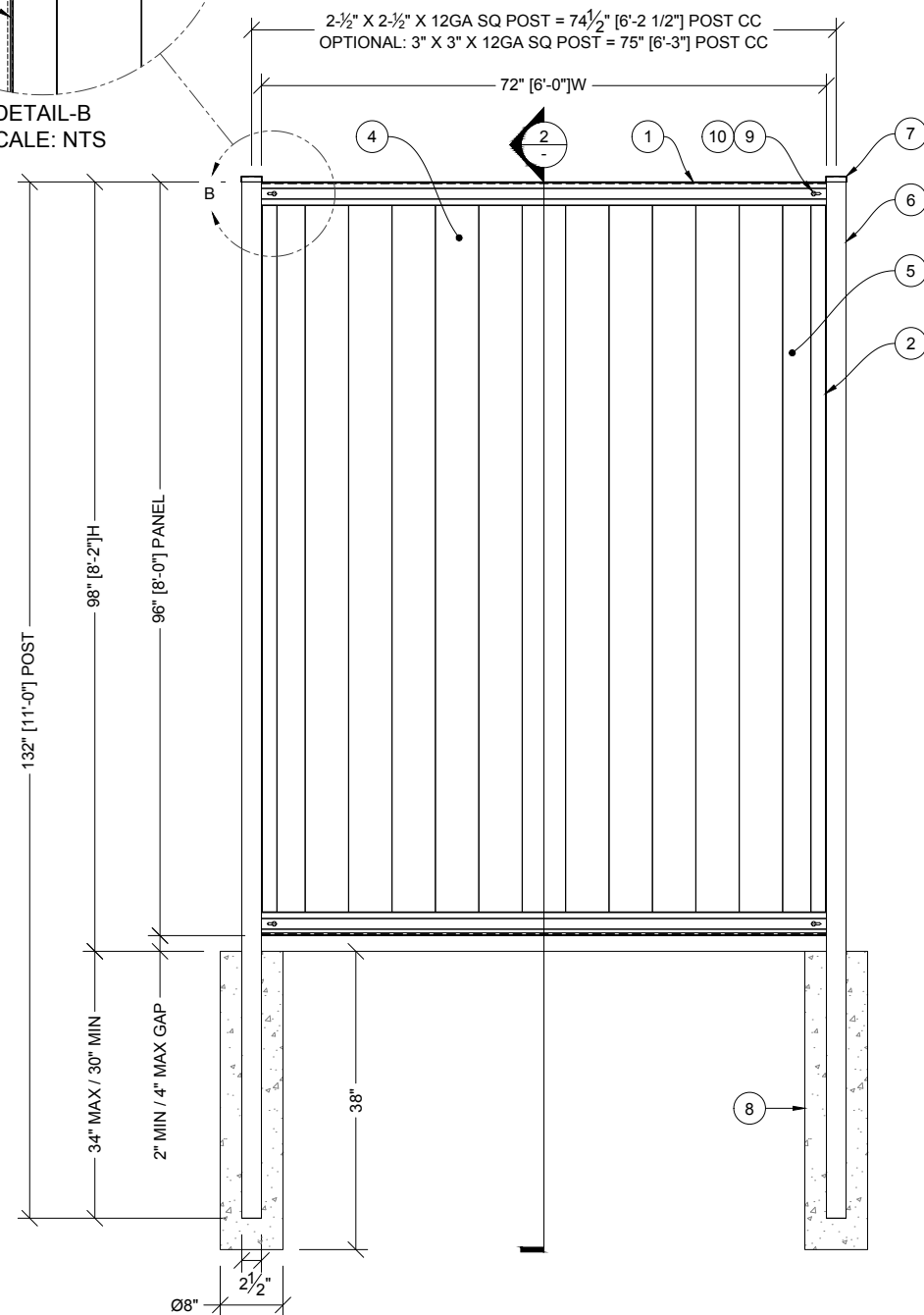


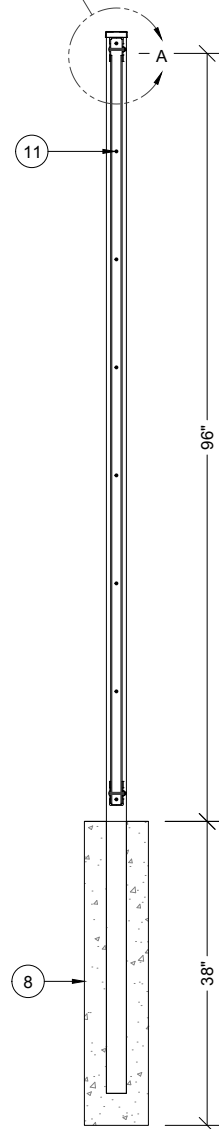
DETAIL-B  
SCALE: NTS



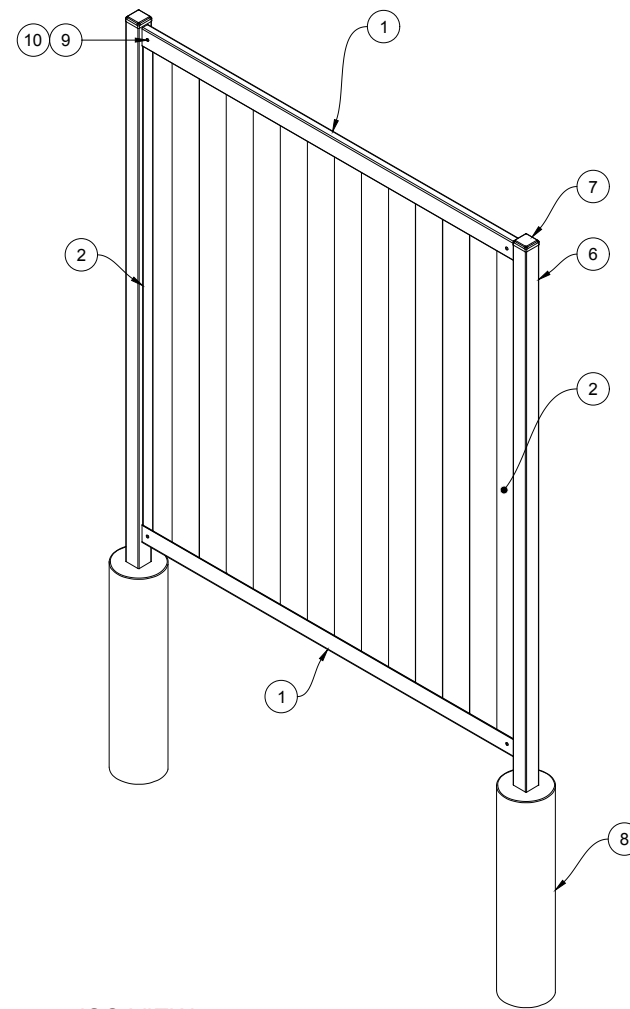
DETAIL-A  
SCALE: NTS



1 FRONT VIEW  
SCALE: 1/2" = 1'-0"



2 SECTION  
SCALE: 1/2" = 1'-0"



3 ISO VIEW  
SCALE: 1/2" = 1'-0"

BILL OF MATERIALS

ITEM	QTY	PART NUMBER	DESCRIPTION
1	2	3" X 6'-0" CHANNEL	HORIZONTAL (TOP/BTM) GALVANIZED STEEL CHANNEL RAIL
2	2	2" X 8'-0" CHANNEL	VERTICAL GALVANIZED STEEL CHANNEL RAIL
3	N/A	CHANNELS ALLOW FOR UP TO 1" THK INFILL MATERIAL	INFILL QUANTITY MAY VARY DEPENDING ON TYPE SELECTED
4	11	1" X 6" X 8'-0" BOARDS	INFILL EXAMPLE ILLUSTRATED: VERTICAL BOARDS
5	2	1" X 6" X 8'-0" NOTCHED INFILL/BOARDS	TWO BOARDS TO BE NOTCHED FOR BOLT CLEARANCE AT TOP AND BTM CHANNEL
6	2	2-1/2" X 2-1/2" X 12GA, 11'-0" POST	STANDARD FENCE POST / OPTIONAL COMMERCIAL USE POST: 3" X 3" X 12 GA, 11'-0"L
7	2	2-1/2" X 2-1/2" CAP	2-1/2" SQ POST CAP STANDARD / OPTIONAL COMMERCIAL USE POST CAP: 3" SQ
8	2	8" DIAMETER CONCRETE PIER	POST PIER SIZE AND DEPTH TO BE SPECIFIED BY THE PROJECT'S EOR
9	4	ANSI B18.5 - 1/4-20 X 1-1/2" UNC CARRIAGE BOLT	ROUND HEAD SQUARE NECK CARRIAGE BOLT
10	4	IFI 100/107 1/4-20 HEX-HEAD FLANGE NUT	PREVAILING TORQUE TYPE HEX-HEAD FLANGE NUT
11	16	ANSI B18.6.4 - NO.10 X 5/8" SELF-TAPPING SCREW	VERTICAL CHANNEL, RECESSED HEAD SELF-TAPPING SCREW_TYPE-BT_TYPE-I

ABBREVIATIONS

ANSI	AMERICAN NATIONAL STANDARDS INSTITUTE
CC	CENTER TO CENTER
EOR	ENGINEER OF RECORD
GA	GAUGE
H	HEIGHT
IFI	INDUSTRIAL FASTENER INSTITUTE
L	LENGTH
MAX	MAXIMUM
MIN	MINIMUM
NTS	NOT TO SCALE / DO NOT SCALE
SQ	SQUARE
THK	THICK / THICKNESS
TYP	TYPICAL
UNC	UNIFIED COURSE THREAD
W	WIDTH

DIMENSIONS ARE IN INCHES

UNLESS OTHERWISE SPECIFIED:  
 TOLERANCES:  
 FRACTIONAL ±1/32"  
 ANGULAR: MACH ±1/2° BEND ±1/2°  
 TWO PLACE DECIMAL ±.03  
 THREE PLACE DECIMAL ±.005



TITLE:

VERTICAL 8'X6' PANEL

**PROPRIETARY AND CONFIDENTIAL**  
 THE INFORMATION CONTAINED IN THIS DRAWING IS THE SOLE PROPERTY OF FENCE TRAC. ANY REPRODUCTION IN PART OR AS A WHOLE WITHOUT THE WRITTEN PERMISSION OFFENCE TRAC IS PROHIBITED.

	NAME	DATE
DRAWN	NLI	05/28/2022
REVISED		
MFG APPR		

SIZE	DWG. NO.	REV
<b>B</b>	<b>22-0528-001</b>	<b>A</b>

MATERIAL: GALVANIZED STEEL

SCALE: SEE DRAWING SHEET 1 OF 1